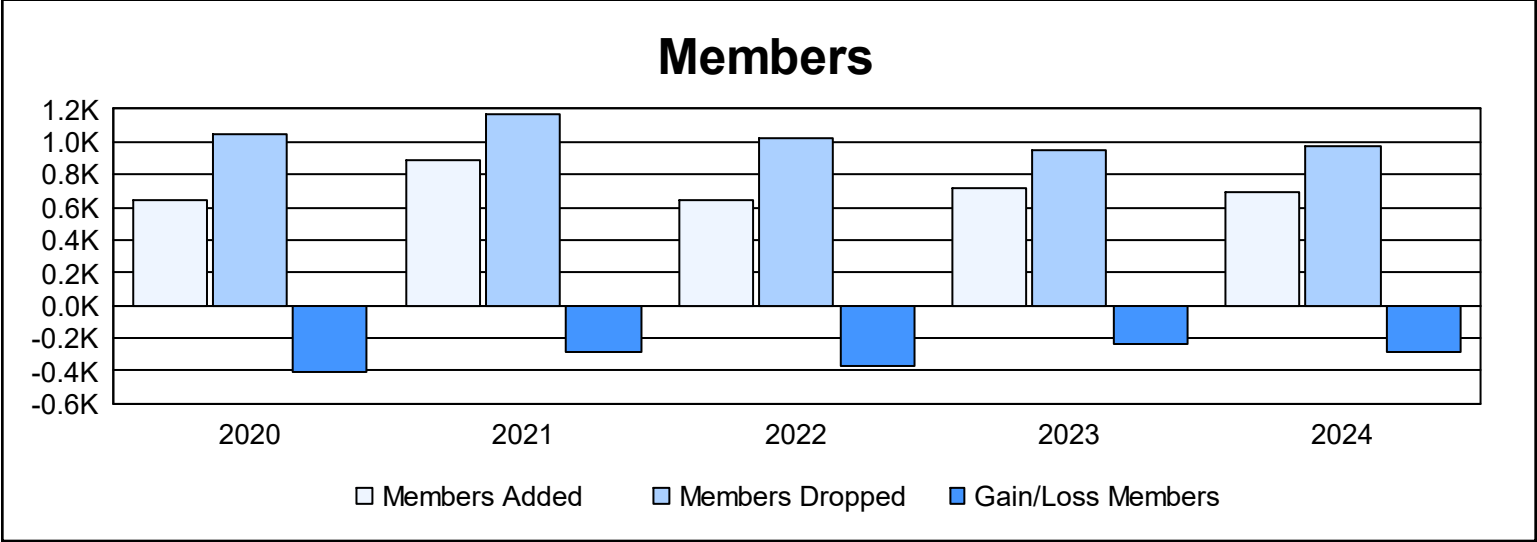
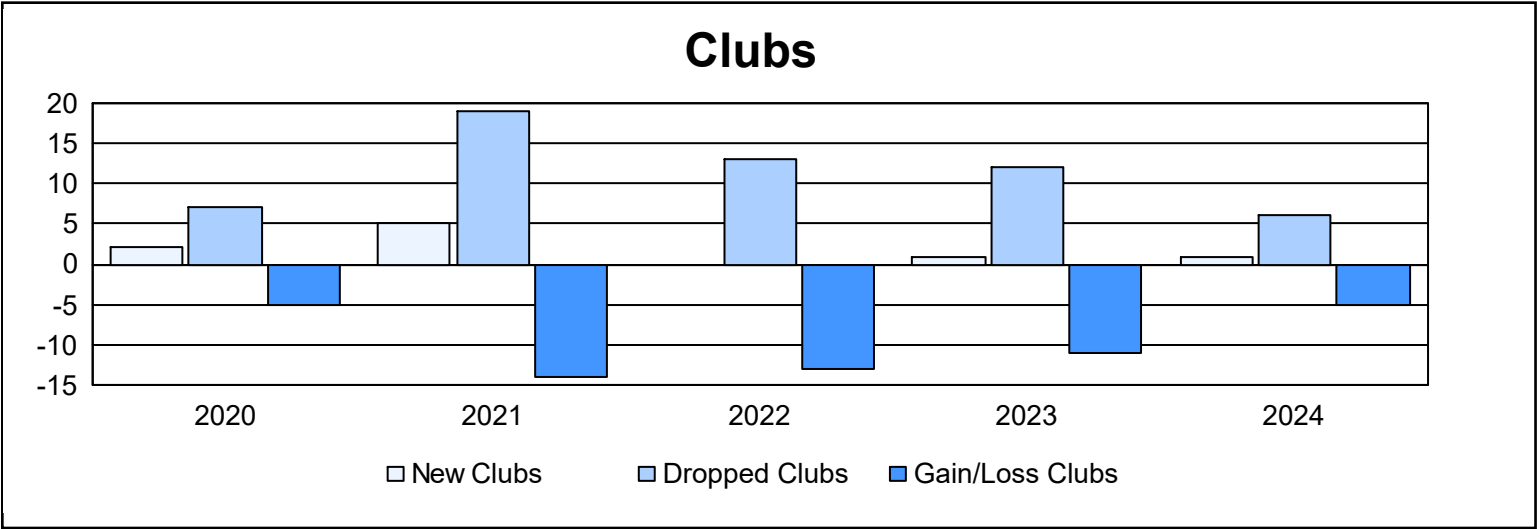
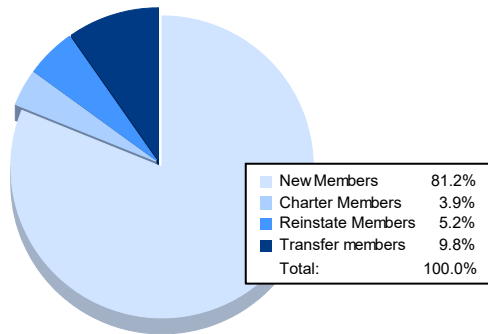


Year	New Clubs	Dropped Clubs	Gain/ Loss Clubs	New Members	Charter Members	Reinstate Members	Transfer Members	Total Member Added	Total Members Dropped	Gain/ Loss Members
2019-2020	2	7	-5	487	68	24	62	641	1,051	-410
2020-2021	5	19	-14	613	121	21	132	887	1,173	-286
2021-2022	0	13	-13	496	12	19	115	642	1,018	-376
2022-2023	1	12	-11	573	34	14	96	717	950	-233
2023-2024	1	6	-5	564	27	36	68	695	975	-280
Average	2	11	-10	547	52	23	95	716	1,033	-317



Membership Composition June 2024 Cumulative



Gender Composition June 2024 Cumulative

